

Convergence of parameter and delay estimates using open loop time domain gradient methods

Aidan O'Dwyer^{1*}, John Ringwood **

* School of Control Systems and Electrical Engineering, Dublin Institute of Technology,
Kevin St., Dublin 8.

** School of Electronic Engineering, Dublin City University, Glasnevin, Dublin 9.

Abstract

This paper discusses the estimation of the parameters of a single input, single output (SISO) process, modelled in first order lag plus delay (FOLPD) form, using gradient methods in the open loop time domain. The paper considers the convergence of the process parameters to the model parameters. The convergence of the model delay is discussed first, when the non-delay model and process parameters are identical. The convergence of all of the model parameters is then considered, when all of the process parameters are unknown.

Keywords:- Estimation, time delay, time domain, gradient methods.

1 Introduction

Gradient methods of parameter estimation are based on updating the parameter vector (which includes the delay) by a vector that depends on information about the cost function to be minimised. The gradient algorithms normally involve expanding the cost function as a second order Taylor's expansion around the estimated parameter vector. Typical gradient algorithms are the Newton-Raphson, the Gauss-Newton and the steepest descent algorithms, which differ in their updating vectors. The choice of gradient algorithm for an application depends on the desired speed of tracking and the computational resources available. It is important that the error surface in the direction of the delay (and indeed the other parameters) should be unimodal if a gradient algorithm is to be used successfully. However, the error surface is often multimodal. In these circumstances, strategies for locating global minima may involve multiple optimisation runs, each initiated at a different starting point, with the starting points selected by sampling from a uniform distribution [1]. The global minimum is then the local minimum with the lowest cost function value among all the local minima identified.

The use of gradient algorithms to estimate the parameters of a delayed process has been discussed in full elsewhere [2]. This paper will consider further the strategy proposed by Durbin [3], in which the process is assumed to be modelled by a first order lag plus delay (FOLPD) model. The process delay variation from the model delay is approximated by a rational

¹ Author to whom correspondence should be sent.

polynomial, and a Gauss-Newton gradient descent algorithm is used to estimate the delayed model parameters. A previous paper [4] has shown that the first order Taylor's series polynomial is the most appropriate choice of rational polynomial; this paper has also provided a proof of the convergence of the non-delay model parameters to the non-delay process parameters, when the process and model delays are equal, in the presence of uncorrelated measurement noise (this proof is labelled Theorem 0 and is available at <http://www.docsee.kst.ie/aodweb>) [5]. Outline proofs of the convergence of the delay estimate, and of all of the parameter estimates simultaneously, will be provided in this paper; full proofs of the relevant theorems, and associated simulation work, are available [6]-[8].

2 Convergence of the Model Delay

2.1 The delay as an integer multiple of the sample period

Theorem 1: For a first order discrete stable system of known gain and time constant, the mean of the product of the errors (MPE) performance surface versus model delay index is unimodal, with a minimum value of the MPE occurring when the model delay index equals the process delay index, under the conditions indicated below. The delay index is the delay divided by the sample time.

- The delay variation is approximated by a first order Taylor's series approximation.
- The measurement noise is uncorrelated with the process input.
- The resolution on the process delay is assumed to be equal to one sample period.
- The error is calculated based on using a FOLPD process model; the partial derivative of the error with respect to the delay variation is calculated based on using the first order Taylor's series approximation for the delay variation.
- The process delay index is greater than the model delay index, as the model delay index converges.
- The input signal to the process and the model allows the fulfilment of the necessary conditions for unimodality provided in the theorem.

Proof: The process difference equation, $y_2(n)$, based on using a FOLPD process model, is [6]

$$y_2(n) = e^{-T_s/T} y_2(n-1) + K(1 - e^{-T_s/T}) u(n - g_p - 1) + w(n) \quad (1)$$

with T_p (process time constant) = T_m (model time constant) = T , K_p (process gain) = K_m (model gain) = K and process time delay, $\tau_p = g_p T_s$, T_s = sample period, g_p = process delay index, $u(n)$ = input, $w(n)$ = measurement noise. The model difference equation, assuming that the previous process output is used in its calculation and g_m = model delay index, is

$$y_{m3}(n) = e^{-T_s/T} y_2(n-1) + K(1 - e^{-T_s/T}) u(n - g_m - 1) \quad (2)$$

Therefore, from equations (1) and (2),

$$e_3(n) = y_2(n) - y_{m3}(n) = K(1 - e^{-T_s/T}) [u(n - g_p - 1) - u(n - g_m - 1)] + w(n) \quad (3)$$

The partial derivative of the error with respect to the delay variation may then be calculated by using a first order Taylor's series approximation for the delay variation. The corresponding model difference equation is [6] (assuming the previous process output is used in its calculation)

$$y_{m2}(n) = e^{-T_s/T} y_2(n-1) - \frac{K(g_p - g_m)T_s}{T} u(n - g_m) - K(e^{-T_s/T} - 1 - \frac{(g_p - g_m)T_s}{T}) u(n - g_m - 1) \quad (4)$$

Therefore, from equations (1) and (4), $e_2(n) = y_2(n) - y_{m2}(n) =$

$$K(1 - e^{-T_s/T}) u(n - g_p - 1) + \frac{K(g_p - g_m)T_s}{T} u(n - g_m) + K(e^{-T_s/T} - 1 - \frac{(g_p - g_m)T_s}{T}) u(n - g_m - 1) + w(n) \quad (5)$$

The corresponding partial derivative is

$$\frac{\partial e_2(n)}{\partial (g_p - g_m)} = \frac{KT_s}{T} [u(n - g_m) - u(n - g_m - 1)] \quad (6)$$

The update vector for updating the model delay, which depends on the product of $e_3(n)$ and $\partial e_2(n)/\partial(g_p - g_m)$, is then independent of g_p . The cost function that corresponds to this update vector is the MPE function; this function is defined as $E[e_2(n)e_3(n)]$ in this case. The MPE performance surface, $E[e_2(n)e_3(n)]$, may then be calculated to be [6]

$$2K^2(1 - e^{-T_s/T})^2[r_{uu}(0) - r_{uu}(g_p - g_m)] + K^2(1 - e^{-T_s/T}) \frac{(g_p - g_m)T_s}{T} [r_{uu}(0) - r_{uu}(1) + r_{uu}(g_p - g_m + 1)] - K^2(1 - e^{-T_s/T}) \frac{(g_p - g_m)T_s}{T} [r_{uu}(g_p - g_m)] + r_{ww}(0) \quad (7),$$

$r_{uu}(n)$ and $r_{ww}(n)$ being the autocorrelation functions of $u(n)$ and $w(n)$ respectively. Therefore, $E[e_2(n)e_3(n)] = r_{ww}(0)$ for $g_m = g_p$.

It may be shown by comparing the sizes of the individual terms in equation (7) that $E[e_2(n)e_3(n)] > r_{ww}(0)$ for $g_p > g_m$ only [6]. Thus, the minimum value of $E[e_2(n)e_3(n)]$ occurs at $g_m = g_p$ (when g_m is restricted to be less than or equal to g_p) and the measurement noise has no effect on the estimated process delay value. If $g_p > g_m$, then, from equation (7), the only situation that arises for which $E[e_2(n)e_3(n)] = r_{ww}(0)$ for $g_m \neq g_p$ is when the input has a flat autocorrelation function, which corresponds to a constant level input. Thus, any input change is sufficient for correct process delay index estimation, provided that the required condition on g_m is fulfilled, if the process delay index is estimated by determining the minimum of the MPE performance surface.

However, if a gradient method is used to estimate g_p , then an additional restriction that the MPE function must be unimodal for $g_p > g_m$, with a minimum MPE value occurring at $g_m = g_p$, is imposed. The unimodality of the MPE function for $g_p > g_m$ may be proved by induction; an outline of the inductive proof (provided in full in reference [6]) is as follows: It may be proved that the MPE function at $g_m = g_p - 1$ is greater than the MPE function at $g_m = g_p$ (using equation (7)), provided that

$$\left[2(1 - e^{-T_s/T}) + \frac{(g_p - g_m)T_s}{T} \right] [r_{uu}(0) - r_{uu}(g_p - g_m)] > \frac{(g_p - g_m)T_s}{T} [r_{uu}(1) - r_{uu}(g_p - g_m + 1)] \quad (8)$$

It may also be proved that the MPE function at $g_m = g_p - n - 1$ is greater than the MPE function at $g_m = g_p - n$, provided that $2(1 - e^{-T_s/T})[r_{uu}(g_p - g_m) - r_{uu}(g_p - g_m + 1)] + \frac{T_s}{T}[r_{uu}(0) - r_{uu}(1)]$

$$+ \frac{T_s}{T}[(g_p - g_m)r_{uu}(g_p - g_m) - (2g_p - 2g_m + 1)r_{uu}(g_p - g_m + 1) + (g_p - g_m + 1)r_{uu}(g_p - g_m + 2)] > 0 \quad (9)$$

Both of the conditions in equations (8) and (9) are fulfilled by many excitation signals e.g. a white noise signal or a square wave signal [6].

The behaviour of the MPE function (equation (7)) versus model delay index is confirmed by Figures 1 and 2, in representative simulation results. For these simulations, $K_p = K_m = 2.0$, $T_p = T_m = 0.7$ seconds and $g_p = 30$. The normalised MPE ($= \text{MPE}/r_{uu}(0)$) is plotted versus model delay index; $r_{ww}(0) = 0$. The plots show that the MPE surface is greater than $r_{ww}(0)$ for $g_p > g_m$ only, and that when the conditions in equations (8) and (9) are fulfilled, the MPE function is unimodal for $g_p > g_m$, with a minimum MPE value occurring at $g_m = g_p$.

A representative simulation result corresponding to Theorem 1 is given in Figures 3 and 4. The starting values of the process and model delay index were both equalised; a step change was then made to the process delay index. The process and model gain and time constant parameters were put equal to 2.0 and 0.7 seconds, respectively (as above). The Levenberg-Marquardt gradient algorithm [9] was used to update the model delay index; the sample time is 0.1 seconds. Coloured measurement noise, generated by low-pass filtering a white noise signal,

was added. The model delay index was limited in variation to one sample period per iteration; such filtering was found to be desirable in simulation. Good convergence to the process delay index is seen for $g_p > g_m$. Other supplementary simulation results show no convergence to the process delay index when $g_p < g_m$. This verifies Theorem 1. The error, $e_3(n)$, in Figures 3b and 4b is non-zero due to the presence of the coloured measurement noise.

Figure 1: Normalised MPE vs. time delay index, g_m - white noise input

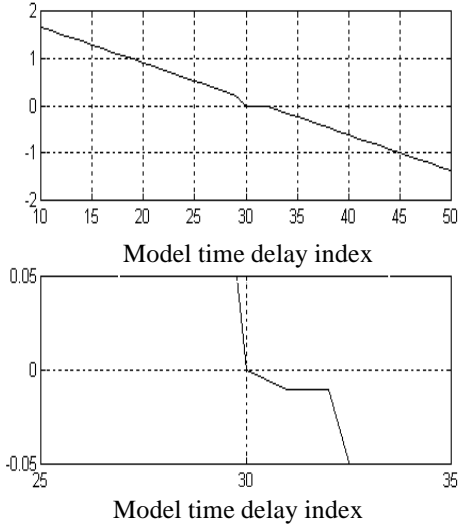


Figure 2: Normalised MPE vs. time delay index, g_m - square wave input

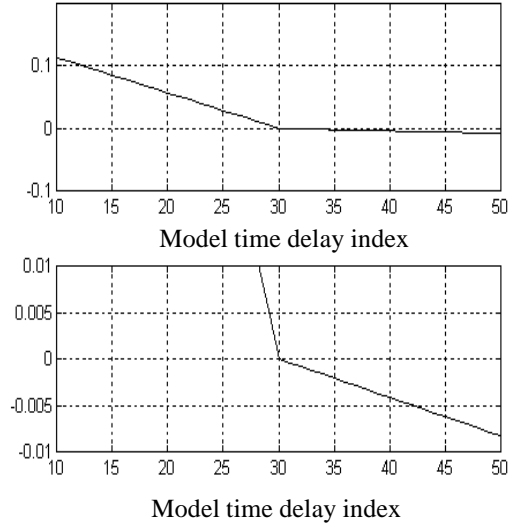


Figure 3a: Time Delay Index Estimate- white noise excitation

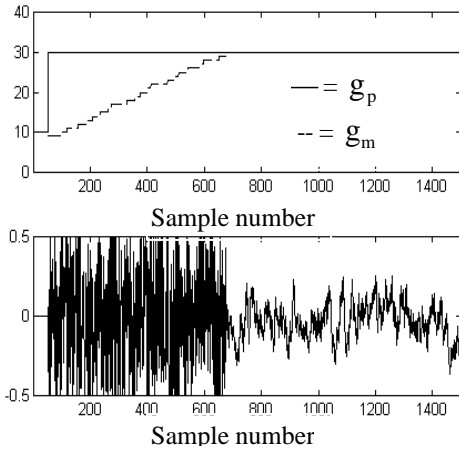


Figure 3b: Process minus Model output

Figure 4a: Time Delay Index Estimate- square wave excitation

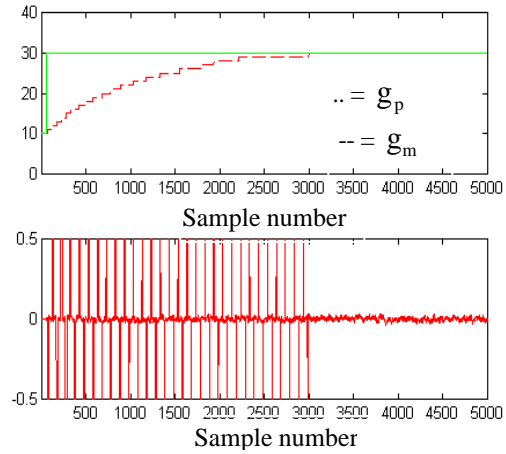


Figure 4b: Process minus Model output

2.2 The delay as a real multiple of the sample period

Theorem 1 dealt with the estimation of delays that are integer multiples of the sample period. For the estimation of delays that are real multiples of the sample period (and assuming $T_p = T_m = T$, $K_p = K_m = K$), the FOLPD process difference equation is [6]:

$$y_3(n) = e^{-T_s/T} y_3(n-1) + K(1 - e^{g_b T_s/T}) u(n - g_p) + K(e^{g_b T_s/T} - e^{-T_s/T}) u(n - g_p - 1) + w(n) \quad (10)$$

with $g_b =$ process delay minus the process delay index. The corresponding model difference equation (assuming the previous process output is used in its calculation) is

$$y_{m4}(n) = e^{-T_s/T} y_3(n-1) + K(1 - e^{g_a T_s/T}) u(n - g_m) + K(e^{g_a T_s/T} - e^{-T_s/T}) u(n - g_m - 1) \quad (11)$$

with $g_a =$ model delay minus model delay index. The model difference equation for calculating the partial derivative of the error with respect to the delay variation (and assuming that the previous process output is used in its calculation) is [6]

$$y_{m5}(n) = e^{-T_s/T} y_3(n-1) - \frac{K(g_p - g_m + g_b - g_a)T_s}{T} u(n - g_m) - K[e^{-T_s/T} - 1 - \frac{(g_p - g_m + g_b - g_a)T_s}{T}] u(n - g_m - 1) \quad (12)$$

The MPE performance surface, $E[e_4(n)e_5(n)]$, may be obtained in a similar manner to the development outlined in equations (5) to (7), with $e_4(n) = y_3(n) - y_{m4}(n)$ and $e_5(n) = y_3(n) - y_{m5}(n)$. It may be shown that $E[e_4(n)e_5(n)] = r_{ww}(0)$ if $g_p = g_m$ and $g_b = g_a$ [6].

Simulation results show that the MPE function versus model delay is multimodal when the delay is a real multiple of the sample period [6]. The estimation of the real value of the process time delay, using the approach, is impossible using gradient methods.

3 Convergence of the full parameter set

Theorem 2: For a first order discrete stable system of unknown parameters, the MPE performance surface versus model delay index is minimised when the model delay index equals the process delay index, under the following conditions:

- The delay variation is approximated by a first order Taylor's series approximation.
- The measurement noise is uncorrelated with the process input and output.
- The resolution on the process delay is assumed to be equal to one sample period.
- The error is calculated based on using a FOLPD process model; the partial derivative of the error with respect to the delay variation is calculated based on the first order Taylor's series approximation for the delay variation.
- The conditions provided in the theorem are observed on the model parameters.
- The input to the model and the process is assumed to be a white noise signal.

Proof: The process difference equation, $y_1(n)$, is [7]

$$y_1(n) = e^{-T_s/T_p} y_1(n-1) + K_p(1 - e^{-T_s/T_p}) u(n - g_p - 1) + w(n) \quad (13)$$

The model difference equation, $y_{m1}(n)$, is

$$y_{m1}(n) = e^{-T_s/T_m} y_1(n-1) + K_m(1 - e^{-T_s/T_m}) u(n - g_m - 1) \quad (14)$$

The partial derivative of the error with respect to the delay variation may then be calculated by using a first order Taylor's series approximation for the delay variation. The corresponding model difference equation is [7]

$$y_{m8}(n) = e^{-T_s/T_m} y_1(n-1) - \frac{K_m(g_p - g_m)T_s}{T_m} u(n - g_m) - K_m(e^{-T_s/T_m} - 1 - \frac{(g_p - g_m)T_s}{T}) u(n - g_m - 1) \quad (15)$$

If $e_1(n) = y_1(n) - y_{m1}(n)$ and $e_8(n) = y_1(n) - y_{m8}(n)$, the MPE performance surface, $E[e_1(n)e_8(n)]$, may then be calculated to be [7]:

$$\begin{aligned} E[e_1(n)e_8(n)] &= (e^{-T_s/T_p} - e^{-T_s/T_m})^2 r_{y_1 y_1}(0) + 2K_p(1 - e^{-T_s/T_p})(e^{-T_s/T_p} - e^{-T_s/T_m}) r_{y_1 u}(g_p) \\ &\quad + [K_p^2(1 - e^{-T_s/T_p})^2 + K_m^2(1 - e^{-T_s/T_m})(1 - e^{-T_s/T_m} + \frac{(g_p - g_m)T_s}{T_m})] r_{uu}(0) \\ &\quad - K_p K_m(1 - e^{-T_s/T_p}) [2(1 - e^{-T_s/T_m}) + \frac{(g_p - g_m)T_s}{T_m}] r_{uu}(g_p - g_m) - K_m^2(1 - e^{-T_s/T_m}) \frac{(g_p - g_m)T_s}{T_m} r_{uu}(1) \\ &\quad + K_p K_m(1 - e^{-T_s/T_p}) \frac{(g_p - g_m)T_s}{T_m} r_{uu}(g_p - g_m + 1) + (e^{-T_s/T_p} - e^{-T_s/T_m}) K_m \frac{(g_p - g_m)T_s}{T_m} r_{y_1 u}(g_m - 1) \\ &\quad - (e^{-T_s/T_p} - e^{-T_s/T_m}) K_m \{2(1 - e^{-T_s/T_m}) + \frac{(g_p - g_m)T_s}{T_m}\} r_{y_1 u}(g_m) + r_{ww}(0) \end{aligned} \quad (16)$$

White noise excitation: $r_{uu}(k) = r_{uu}(0)$, $k = 0$; $r_{uu}(k) = 0$ otherwise. $r_{uy_1}(g_p + n) = 0$, $n < 1$; $r_{uy_1}(g_p + n) = (e^{-T_s/T_p})^{n-1} K_p (1 - e^{-T_s/T_p}) r_{uu}(0)$ otherwise [7]. At $g_m = g_p$, using equation (16),

$$E[e_1(n)e_8(n)]_{\text{opt}} = (e^{-T_s/T_p} - e^{-T_s/T_m})^2 r_{y_1 y_1}(0) + [K_p(1 - e^{-T_s/T_p}) - K_m(1 - e^{-T_s/T_m})]^2 r_{uu}(0) + r_{ww}(0) \quad (17)$$

By comparing the amplitudes of the individual terms in equations (16) and (17), it may be shown that $E[e_1(n)e_8(n)] > E[e_1(n)e_8(n)]_{\text{opt}}$ for (a) $g_p > g_m$ (for all values of process and model parameters) and (b) $g_p < g_m$, provided $K_p(1 - e^{-T_s/T_p})(1 - e^{-T_s/T_p} + e^{-T_s/T_m}) > K_m(1 - e^{-T_s/T_m})$ [7].

The condition in (b) is a sufficient condition, rather than a necessary condition.

However, if a gradient method is used to determine g_p , then, as before, the MPE function must be unimodal with a minimum MPE value occurring at $g_m = g_p$. The conditions for unimodality may be proved by induction [7]; these conditions are:

- (a) $g_p > g_m$: Conditions for unimodality are fulfilled for all process and model parameters.
(b) $g_p < g_m$: The MPE function at $g_m = g_p + 1$ is greater than the MPE function at $g_m = g_p$,

$$\text{provided } K_p(1 - e^{-T_s/T_p})[2(1 - e^{-T_s/T_m}) - \frac{T_s}{T_m}](1 - e^{-T_s/T_p} + e^{-T_s/T_m}) > \frac{K_m T_s}{T_m}(1 - e^{-T_s/T_m}) \quad (18)$$

The nature of $E[e_1(n)e_8(n)]$ means that for a full inductive proof, it is necessary to prove that $E[e_1(n)e_8(n)]_{g_p = g_m - 2} > E[e_1(n)e_8(n)]_{g_p = g_m - 1}$ (this is because $E[e_1(n)e_8(n)]$ (equation (16)) depends on $r_{uu}(g_p - g_m + 1)$). A necessary condition for this to be true is [7]:

$$[K_p(1 - e^{-T_s/T_p}) - K_m(1 - e^{-T_s/T_m})] \frac{T_s}{T_m} + (e^{-T_s/T_p} - e^{-T_s/T_m}) K_p (1 - e^{-T_s/T_p}) \left\{ 2(1 - e^{-T_s/T_m}) - \frac{T_s}{T_m} \right\} (1 - e^{-T_s/T_p}) - \frac{T_s}{T_m} > 0 \quad (19)$$

Similarly, it may be proved, that the MPE function at $g_m = g_p + n + 1$ is greater than that at $g_m = g_p + n$, provided the following necessary condition is fulfilled [7]:

$$\frac{K_m(1 - e^{-T_s/T_m}) \frac{T_s}{T_m}}{K_p(1 - e^{-T_s/T_p}) e^{-(n-2)T_s/T_p} (e^{-T_s/T_p} - e^{-T_s/T_m})} < \frac{T_s}{T_m} [(n+1)e^{-2T_s/T_p} - (2n+1)e^{-T_s/T_p} + n] + 2(1 - e^{-T_s/T_m})(1 - e^{-T_s/T_p}) e^{-T_s/T_p} \quad (20)$$

The theorem indicates that if K_p and T_p are unknown, then convergence of the model time delay index to the process time delay index may only be completely guaranteed if the value of the model delay index is always less than or equal to the process delay index. The behaviour of the MPE function (given by equation (16)) versus delay index is confirmed, in representative simulation results, by Figures 5, 6 and 7. In Figure 5, $K_p = 2.0$, $K_m = 1.0$, $T_p = 0.7$ s and $T_m = 1.0$ s so that the conditions given in equations (18) and (19) (but not (20)) are fulfilled. In Figure 6, $K_p = 2.0$, $K_m = 3.0$, $T_p = 0.7$ s, $T_m = 0.5$ s, so that none of the conditions in equations (18), (19) or (20) are fulfilled. In Figures 7a and 7b, $K_p = 1000$, $K_m = 1.0$, $T_p = 2.0$ s, $T_m = 1.0$ s so that the conditions given in equations (18) and (19) are fulfilled; the condition given in equation (20) is fulfilled for a large range of time delay index values greater than the process time delay index, as Figure 7b shows (it is interesting to see that K_p must be large and T_p must be greater than T_m if equation (20) has any chance of fulfillment). The normalised MPE is plotted versus delay index in all figures, with $r_{ww}(0)$ put to zero and $g_p = 30$. The excitation signal in both cases is a white noise signal. The results are as expected from the theorem.

A representative simulation result corresponding to Theorem 2 is given in Figures 8 to 10, with the parameters plotted against sample number. It was also found necessary to limit the

variation of the non-time delay model parameters; for the simulations taken, $0.5 < K_m < 3.0$ and $0.5s < T_m < 3.0s$ were the limits. The normalised MPE curve corresponding to these simulation results is given by Figure 5.

Figure 5: Normalised MPE vs time delay index - white noise excitation

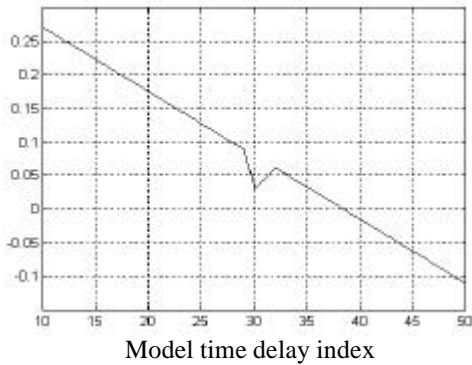


Figure 6: Normalised MPE vs time delay index - white noise excitation

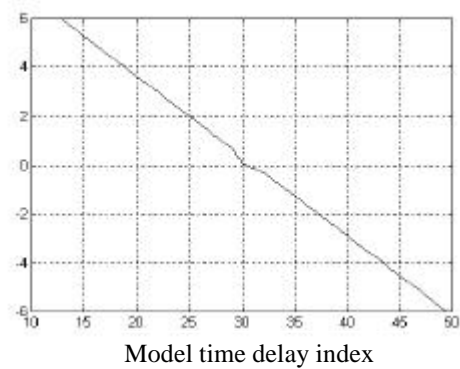


Figure 7a: Normalised MPE vs time delay index - white noise excitation

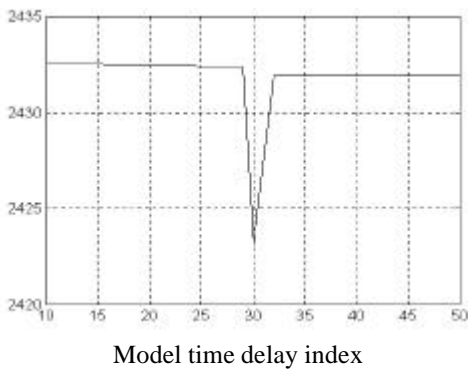


Figure 7b: Normalised MPE vs time delay index -white noise excitation

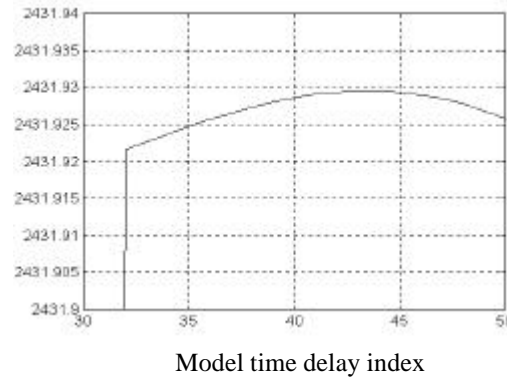


Fig. 8: Gain estimate

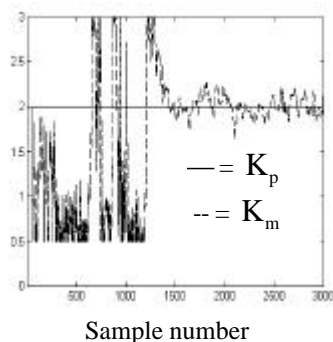


Fig. 9: Time constant estimate

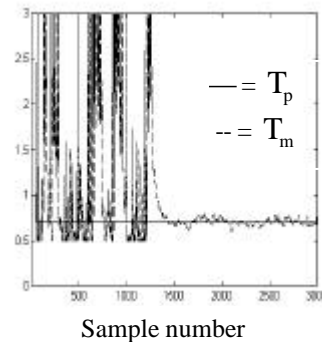
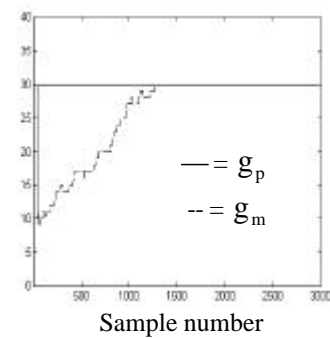


Fig. 10: Delay index estimate



These results conform to Theorem 2.

It may also be shown, using analysis similar to that performed in Section 2.2, that the MPE function determined when the delay is a real multiple of the sample period is also multimodal with respect to delay [7].

For a square wave input, a theorem similar to that of Theorem 2 (labelled Theorem 3) may be developed [8].

4 Conclusions

A number of theorems have been developed to analytically describe the conditions under which the model parameters may converge to the process parameters. The corresponding cost functions may be unimodal when $g_p > g_m$; otherwise, various conditions must be observed on the process and model parameters to achieve unimodality, which are impossible to evaluate prior to the implementation (as the process parameters are generally unknown). In addition, the inability of the relevant proposed methods to estimate delays that are real multiples of the sample period is disappointing. Both of these features are difficult to reconcile with a practical application. The requirement that in some cases the excitation signal to the process should be of white noise form is another difficulty, as such a signal is not realisable in practice; however, other excitation signals may also be used, as described in the theorems. On a positive note, the fact that unimodality does exist on the cost function for some conditions, when the delay is unknown *a priori*, provides some encouragement. One possibility may be to filter the data before identification, as this may increase the range of delay over which the cost function is unimodal, though the speed of convergence of any gradient algorithm used tends to be reduced [10]. In addition, if the process delay index may be estimated accurately, an estimate of a process delay that is a real multiple of the sample period could be determined by fitting an appropriate curve to a plot of the cost function (calculated, perhaps, in simulation) versus model delay index. The main difficulty with the use of the gradient algorithm, as implemented, is the estimation of the time delay term. One avenue of future work that may be fruitful would be to estimate the delay using an alternative (non-gradient) approach, and estimate the non-delay parameters using the gradient approach.

References:-

1. Reklaitis, G.V., Ravindran, A. and Ragsdell, K.M., *Engineering optimisation methods and applications*, John Wiley and Sons, 1983.
2. O'Dwyer, A., "A classification of techniques for the estimation of the model parameters of a time delayed process", *Proceedings of the Irish Signals and Systems Conference*, National University of Ireland, Galway, pp. 215-222, June 1999.
3. Durbin, L.D., "Deadtime approximations with adaptive deadtime compensation", *Proceedings of the American Control Conference*, Vol. 3, pp. 1707-1712, 1985.
4. O'Dwyer, A. and Ringwood, J.V., "Model parameter and time delay estimation using gradient methods", *Proceedings of the Irish DSP and Control Colloquium*, Dublin City University, Dublin 9, pp. 211-218, July 1994.
5. O'Dwyer, A., <http://docsee.kst.dit.ie/aodweb/Theorem0.pdf>, April 2000.
6. O'Dwyer, A., <http://docsee.kst.dit.ie/aodweb/Theorem1.pdf>, April 2000.
7. O'Dwyer, A., <http://docsee.kst.dit.ie/aodweb/Theorem2.pdf>, April 2000.
8. O'Dwyer, A., <http://docsee.kst.dit.ie/aodweb/Theorem3.pdf>, April 2000.
9. Ljung, L., *System identification: theory for the user*, Prentice-Hall Inc., 1987.
10. Ferretti, G., Maffezzoni, C. and Scattolini, R., "On the identifiability of the time delay with least-squares methods", *Automatica*, Vol. 32, pp. 449-453, 1996.